MONTAGE- UND BEDIENUNGSANLEITUNG *MOUNTING MANUAL*

wi4-eb-1e-db-fe

DECKENLEUCHTE *CEILING LUMINAIRE*

TECHNISCHE DATEN
TECHNICAL DATA

Hersteller *Manufacturer:*	mawa
Artikel-Nummer *Article Number:*	**wi4-eb-1e-db-fe**
Spannung *Voltage:*	220 – 240 V
Netzfrequenz *Power freq.:*	50/60 Hz
Schutzklasse Leuchte *Protection class lamp (18Vdc):*	III
Schutzklasse Betriebsgerät *Protection class LED driver:*	II
Schutzgrad *Degree of protection:*	IP 20

Leuchtmittelvarianten *Light source variants:*	HighCRI	1 × LED Modul / Ra > 95 (typ. 98)
	d2w	1 × dim2warm-LED / Ra > 95 (typ. 97)

Leistungsvarianten *Performance variants:*	HighCRI	12,7 W	700 mA	Vf 18,0 V
	d2w	12,0 W	350 mA	Vf 36,5 V

mögliche Konverter erhältlich für: *optional converters available for:*	DALI (-4) Phasenan- und abschnitt dimmbar *leading edge/trailing edge phase* (-7) Bluetooth (-9)
Anschlussleistung *Connected load:*	Standard 15 W dim2warm 16 W

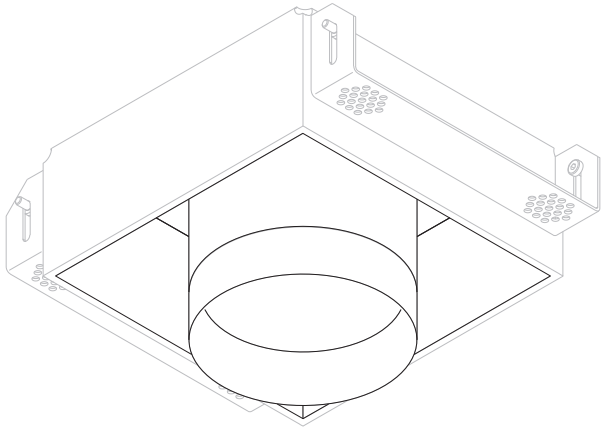

AUSTAUSCHBARKEIT
REPLACE ABILITY

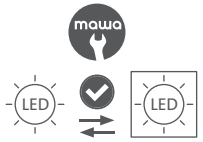

We are pleased that you have decided in favour of mawa.

wi4-eb-1e-db-fe

DECKENLEUCHTE *CEILING LUMINAIRE*

WICHTIG
IMPORTANT

Montage nur durch einen autorisierten Elektroinstallateur! Niemals unter Spannung den Sekundäranschluss herstellen oder lösen! Nur zur Installation außerhalb des Handbereichs vorgesehen!

Mounting only by an authorized electrician! Never connect or disconnect the secondary connection under voltage! Only to be installed outside of arm's reach!

! Befestigungselemente wie bspw. Dübel müssen den Gegebenheiten vor Ort entsprechend ausgewählt werden!
Wall fixtures such as screw anchors have to be chosen according to local conditions!

! Die Drehrichtung bei der Montage bzw. Demontage des Lichtkopfs erfolgt im Uhrzeigersinn. (siehe Punkt 2 und 8)
Rotate the spotlight 90° clockwise for mounting and removal. (see point 2 and 8)

STUFENLOS EINSTELLBAR
CONTINUOUSLY ADJUSTABLE

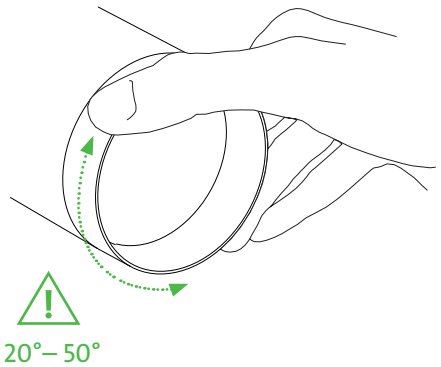

Lichtfarbe / Herstellercode / EPREL-Kennung
Light colour / manufacturer code / EPREL-ID

LED Modul High CRI / Ra > 95 (typ. 98)

4000 K	CXB 1512-0000-000F0ZK4L5A	977032
3000 K	CXB 1512-0000-000F0ZK230H	977025
2700 K	CXB-1512-0000-000F0ZJ427H	977022

dim2warm-LED / Ra > 95 (typ. 97)

1800 K – 3000 K

	BXRV-DR-1830H-1000-B-13	876258

VERKABELUNG – PRIMÄRANSCHLUSS
WIRING – PRIMARY CONNECTION

primär *primary*

sekundär *secondary*

Erlöschen der Garantie!
Loss of guarantee!

Zerstörung der LED-Platine!
Danger of PCB damage!

VERKABELUNG – SEKUNDÄRANSCHLUSS
WIRING – SECONDARY CONNECTION

Treiber *driver*

LED

Treiber *driver*

LED

ENERGIEEFFIZIENZKLASSE
ENERGY EFFICIENCY CLASS

High CRI **4000 K** / High CRI **3000 K** / **dim2warm**-LED
Dieses Produkt enthält eine Lichtquelle der Energieeffizienzklasse **F**. *This product contains a light source of energy efficiency class **F**.*

High CRI **2700 K**
Dieses Produkt enthält eine Lichtquelle der Energieeffizienzklasse **G**. *This product contains a light source of energy efficiency class **G**.*

wi4-eb-1e-db-fe

DECKENLEUCHTE *CEILING LUMINAIRE*

MONTAGEFLÄCHEN
MOUNTING SURFACES

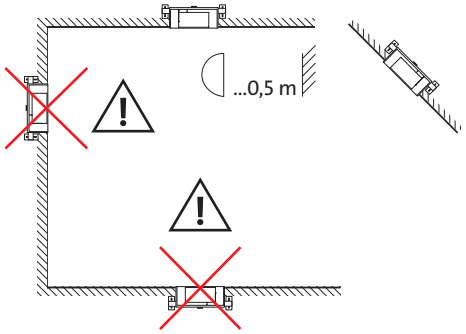

SCHALTPLÄNE NACH BETRIEBSGERÄT
WIRING DIAGRAMS FOR EACH CONTROL DEVICE

HINWEIS: Nicht alle hier gezeigten Betriebsgeräte bzw. Dimmungen sind für jedes Produkt verfügbar. Die Anzahl der gezeigten LEDs ist nur exemplarisch.

PLEASE NOTE: Not all operating devices or dimming shown here are available for every product. The number of LEDs shown is only an example.

SCHALTPLAN *WIRING DIAGRAM*
Phasenan- und abschnitt *leading/trailing edge* (-7)

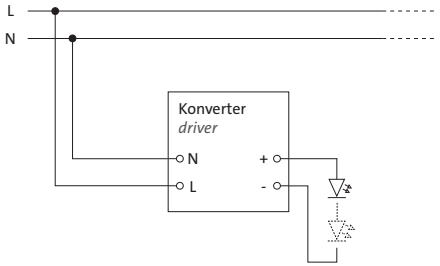

SCHALTPLAN *WIRING DIAGRAM*
DALI (-4)

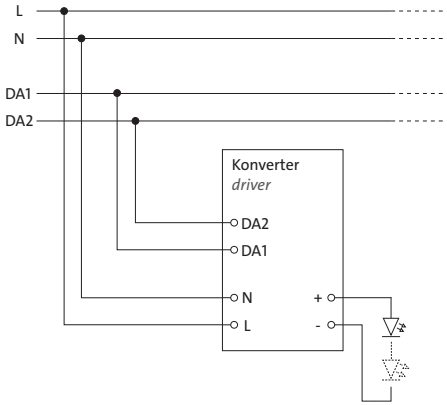

EXTERNER KONVERTER NOTWENDIG
EXTERNAL CONVERTER REQUIRED

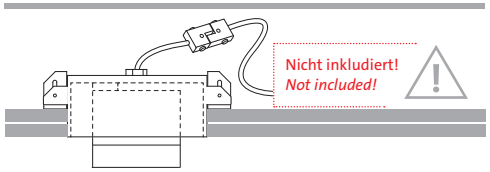

SCHALTPLAN *WIRING DIAGRAM*
BLUETOOTH (CBU-ASD) (-9)

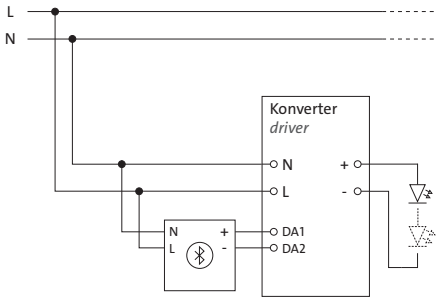

SCHALTPLAN *WIRING DIAGRAM*
BLUETOOTH (CBU-TED) (-9)

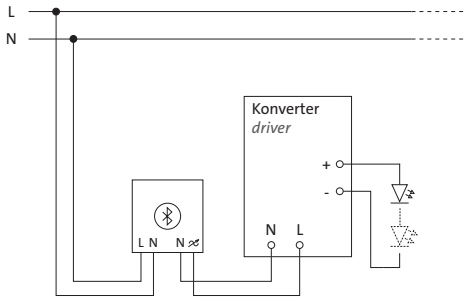

SCHALTPLAN *WIRING DIAGRAM*
BLUETOOTH (-9)

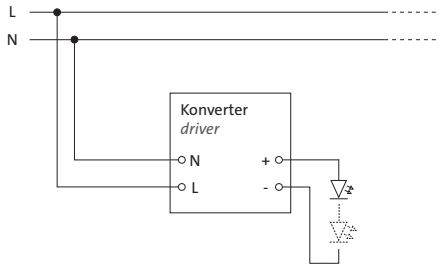

wi4-eb-1e-db-fe

DECKENLEUCHTE *CEILING LUMINAIRE*

1

EINBAURAUM
INSTALLATION SPACE

294 × 193 × 107 mm (L × B × H)
a = min. 20

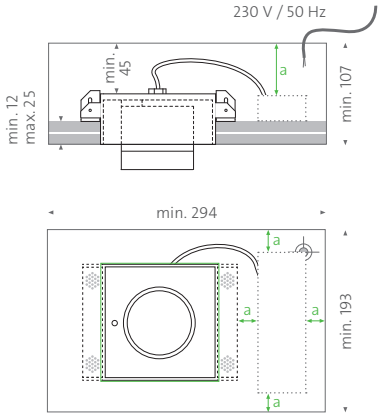

2

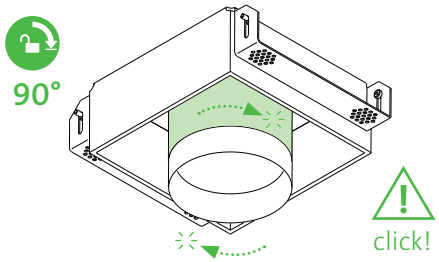

3

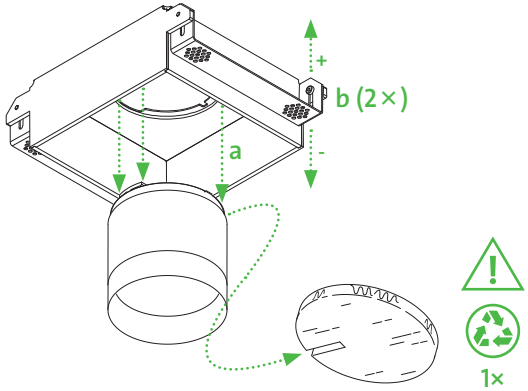

4

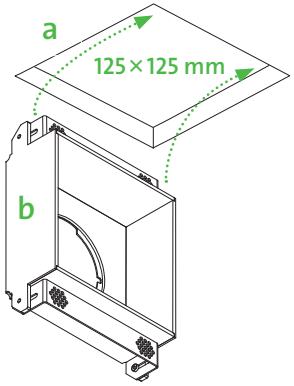

5

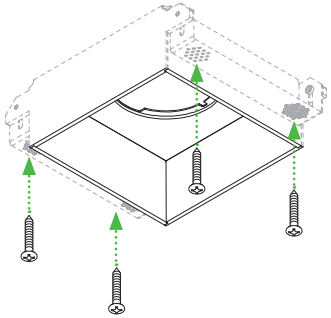

6

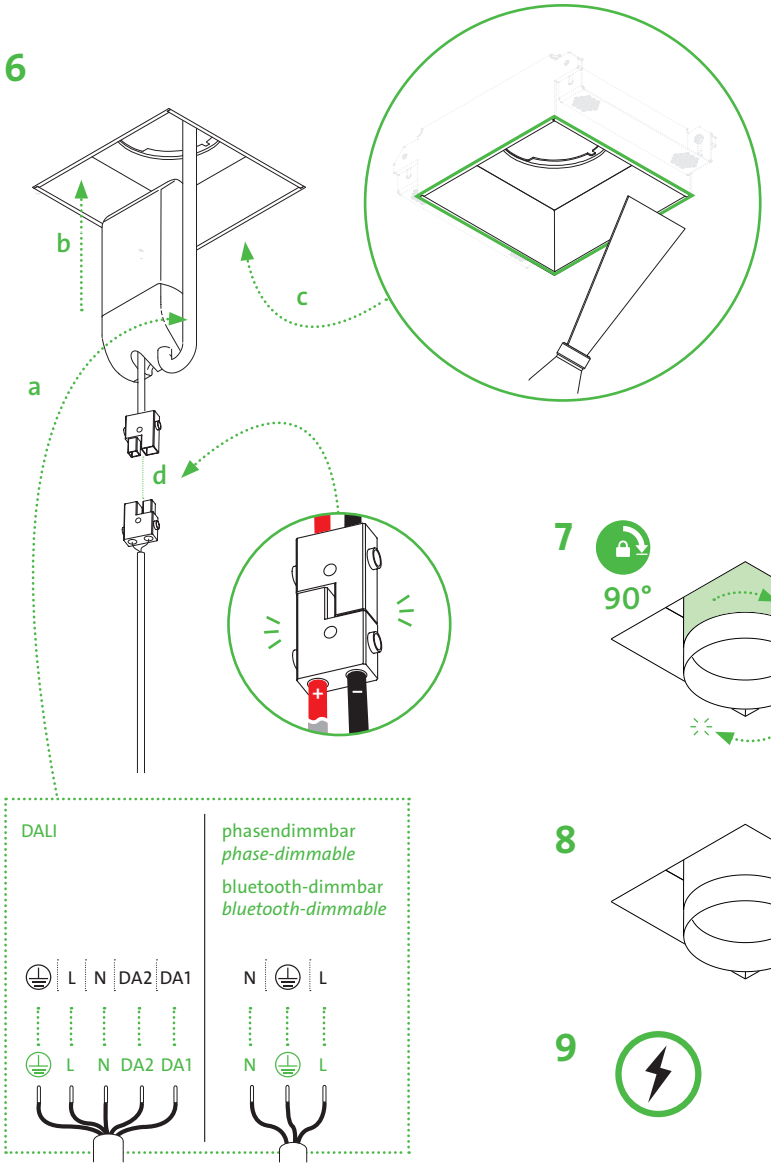

7

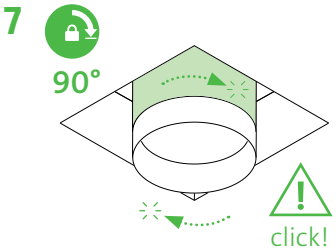

8

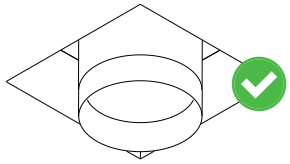

9